

Privacy service framework

Registrar overview

Content

- A1 Signing up for the privacy service framework – process
- A2 Signing up for the privacy service framework – key aspects

- B Submitting a new registration with privacy service – **using EPP**
 - B1) Registering a new domain with privacy service to a new contact
 - B2) Registering a new domain with privacy service to an existing contact
 - B3) Registering a new domain with privacy service to an existing contact (cont.)

- C Submitting a new registration with privacy service – **using WDM**
 - C1) Registering a new domain with privacy service to a new contact
 - C2) Registering a new domain with privacy service to an existing contact
 - C3) Registering a new domain with privacy service to an existing contact (cont.)

- D Submitting a new registration with privacy service – EPP and WDM examples

- E Privacy service display

- F Moving one or more registrants with a non-framework privacy service or no primary service into the privacy service framework

- G Impact on domain management processes

See here for details
of the privacy service
[OT&E test bed](#)

A1. Signing up for the privacy service framework - process



Note

If the registration for the privacy service framework is amended, it will go through the contact details validation process again.

A2. Signing up for the privacy service framework - key aspects

Key aspects

- a) Maximum 1 privacy service per tag
- b) No charge to registrars
- c) Registrars are free to charge their customers if they wish
- d) Customers using the privacy service are the legal registrant and subject to our T&Cs of Domain Name Registration
- e) Registrars not using this framework, and continuing to register their privacy service as the registrant:
 - Are free to do so within the existing terms of the Registrar Agreement
 - Do so at their own risk
 - Take on any liabilities associated with being the registrant and being contracted as such with Nominet
- a) Data will be released by Nominet to third parties under existing exemptions and processes once the new privacy service framework is in place

Benefits

- Provides a clear contractual framework enabling registrars to offer privacy services, and the ability to do so without becoming the legal registrant
- The actual registrant will be the respondent in the event of a DRS complaint
- The framework mitigates the potential for post-expiry issues where a registrant has not received an expiry notification email
- Nominet continues to have contact data for the registrant and can ensure continuity of service in the event the privacy service stops operating

Conditions for data release to third parties

The [Terms and Conditions of Domain Name Registration](#) set out our disclosure terms. Essentially, we may give registrant data to people with a legitimate reason for asking for it, including government and law enforcement agencies.

Further information can be found [on our corporate website](#).

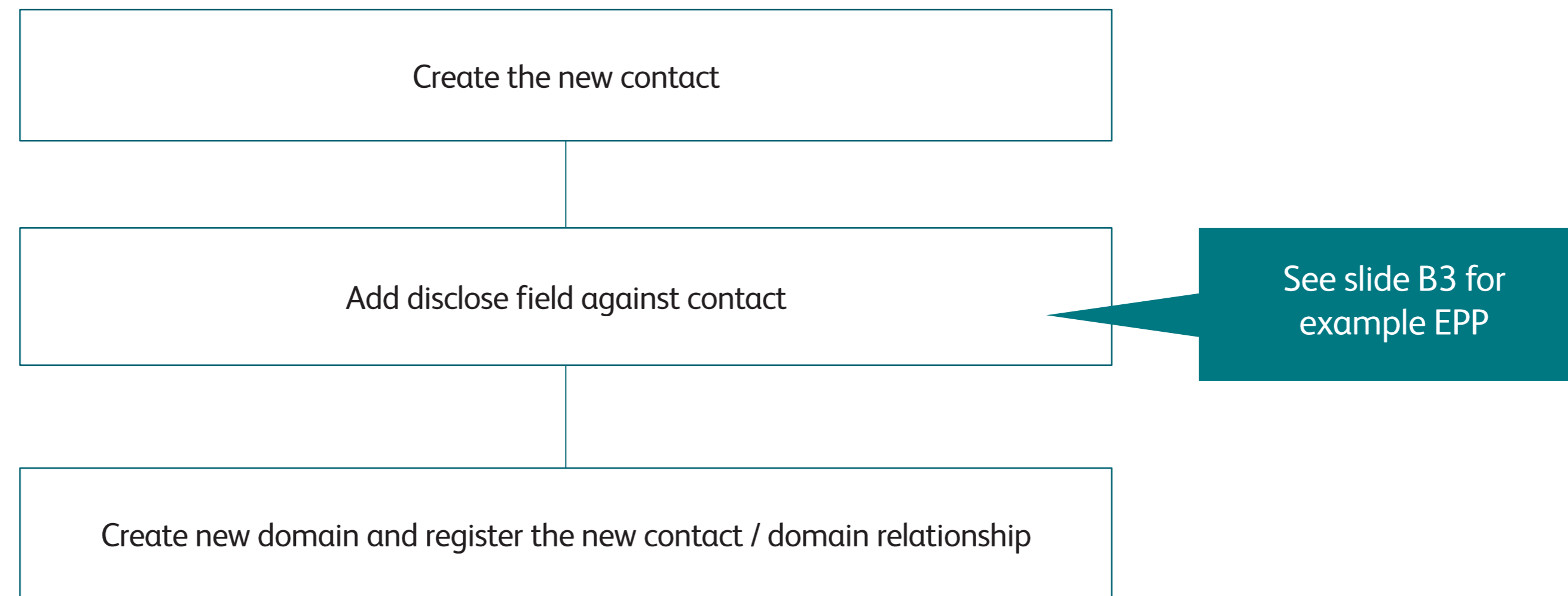
Notice to registrars about data disclosure

Data disclosure - Nominet will notify the registrar and registrant via email at the time of releasing the data. The only exception would be the rare case when a law enforcement agency has specifically asked us not to notify.

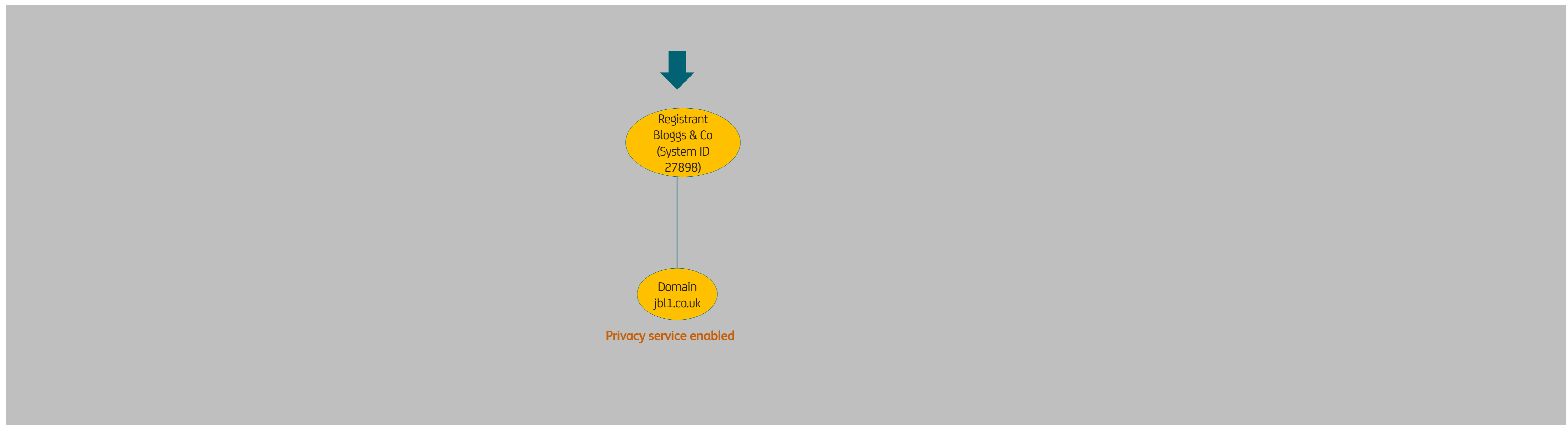
Criminal activity - Nominet will continue to notify the registrar and registrant via email 2 working days in advance of criminal suspension. These guidelines apply whether a privacy flag is set or not.

B1. Submitting a new registration with privacy service - using EPP

Registering a new domain with privacy service to a new contact

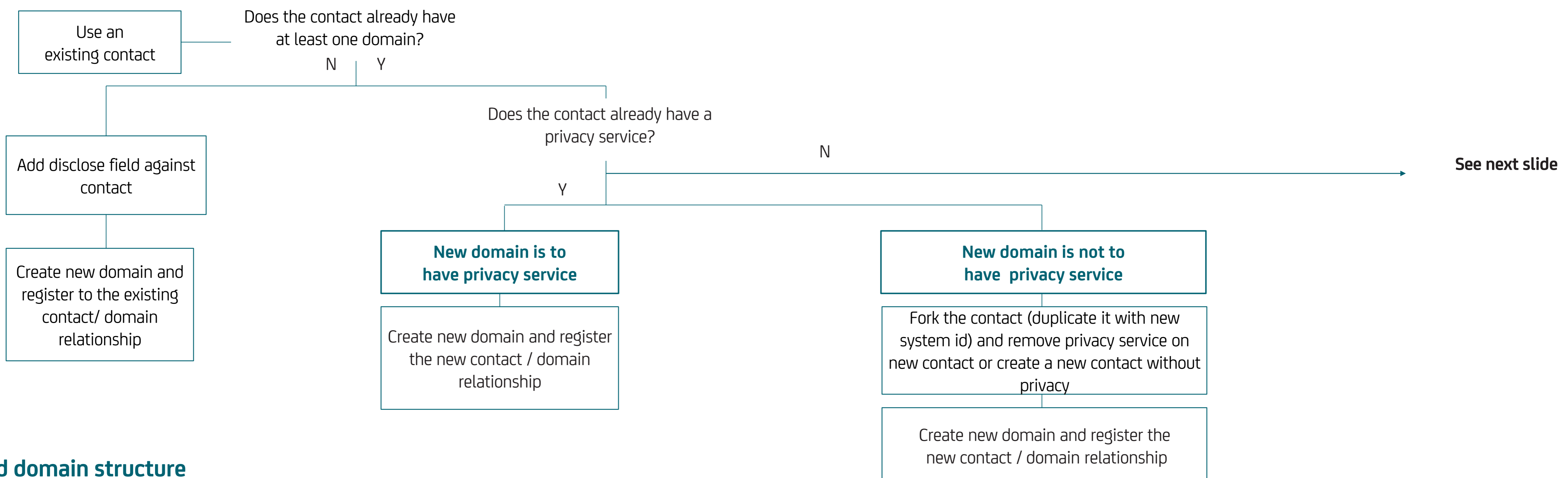


Contact and domain structure

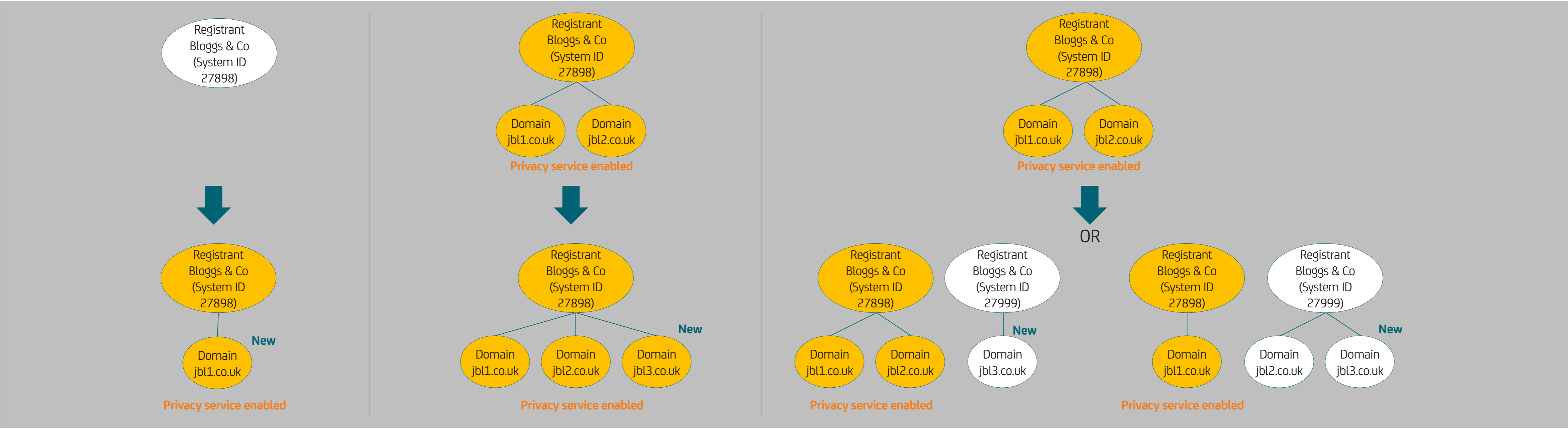


B2. Submitting a new registration with privacy service - using EPP

Registering a new domain with privacy service to an existing contact

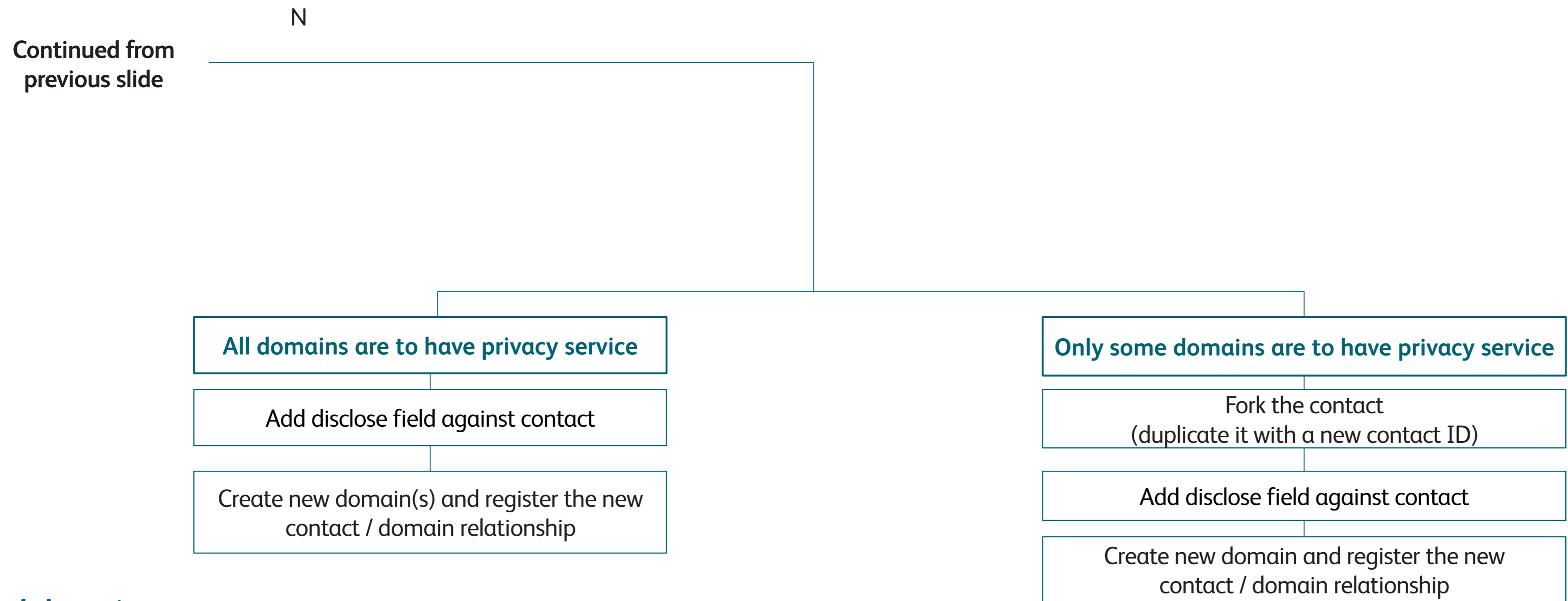


Contact and domain structure

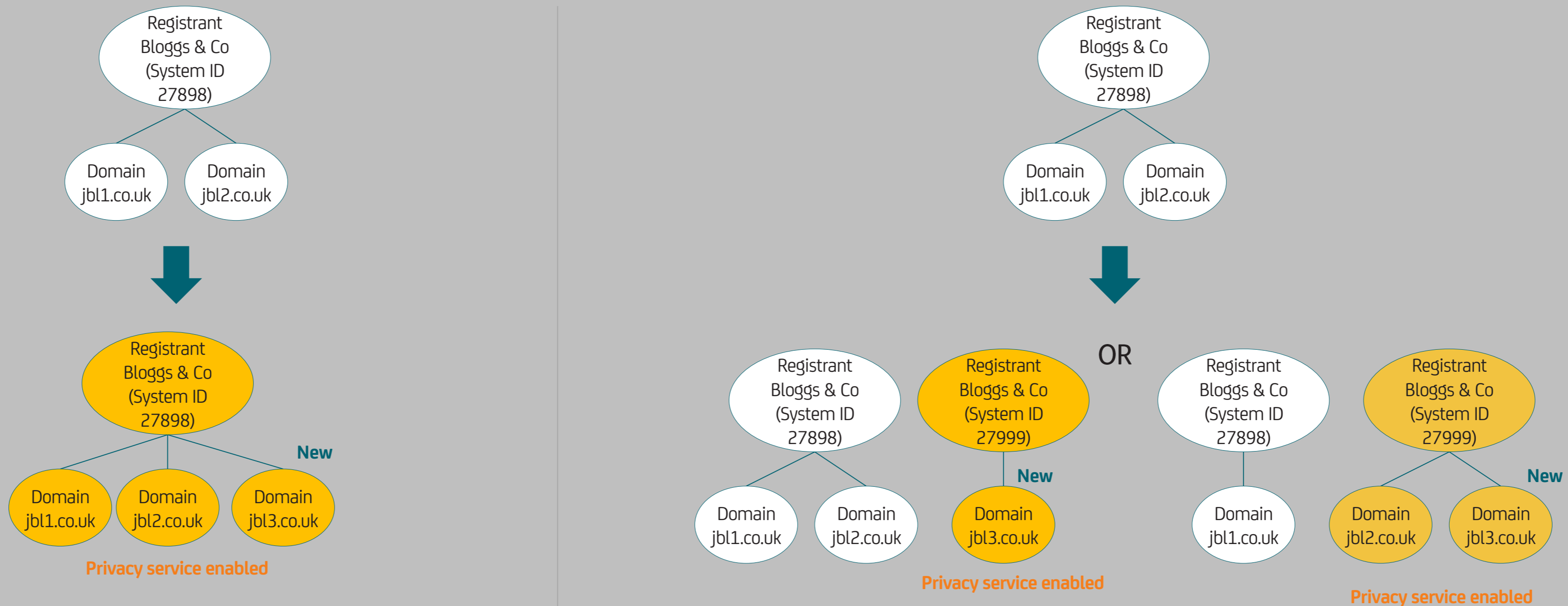


B3. Submitting a new registration with privacy service – using EPP

Registering a new domain with privacy service to an existing contact (cont.)

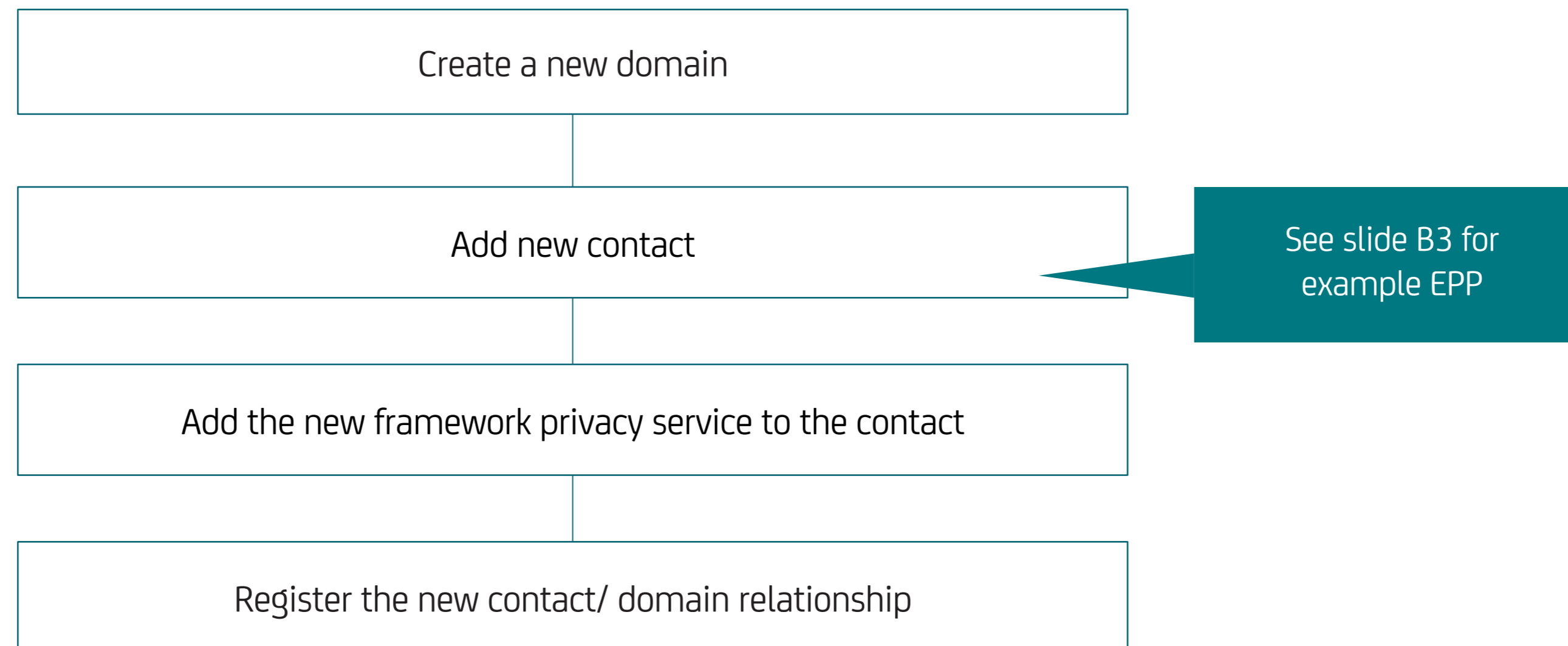


Contact and domain structure

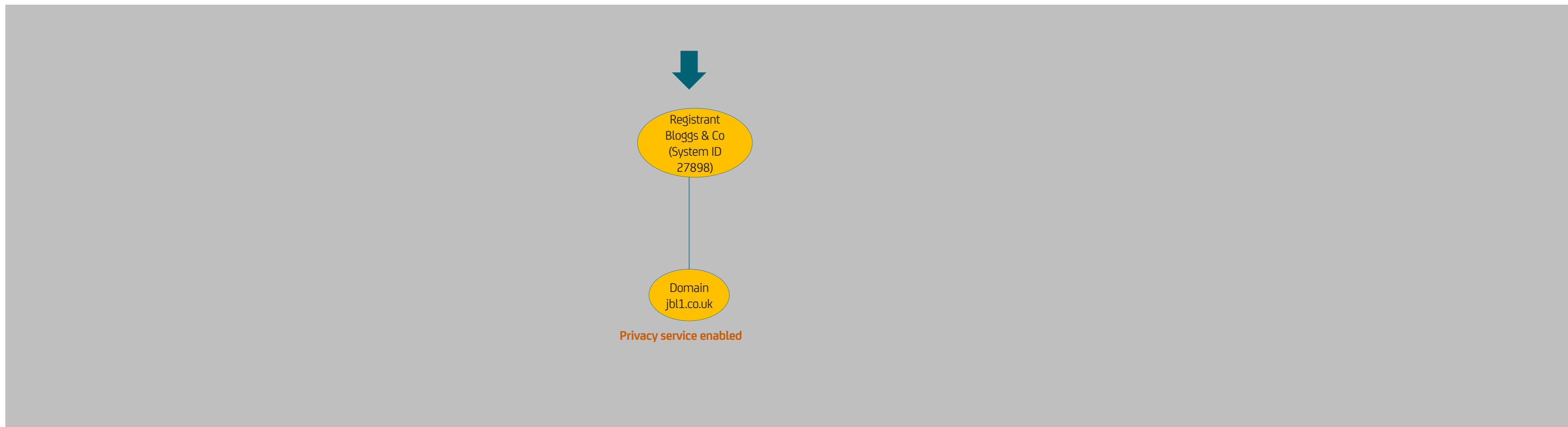


C1. Submitting a new registration with privacy service - using WDM

Registering a new domain with privacy service to a new contact

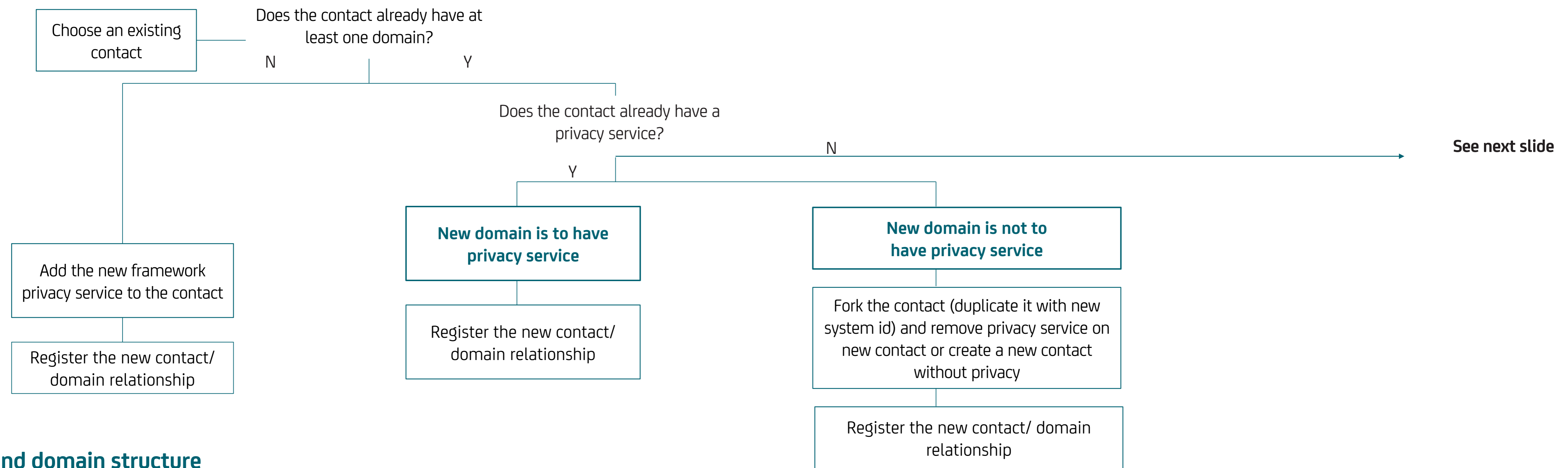


Contact and domain structure

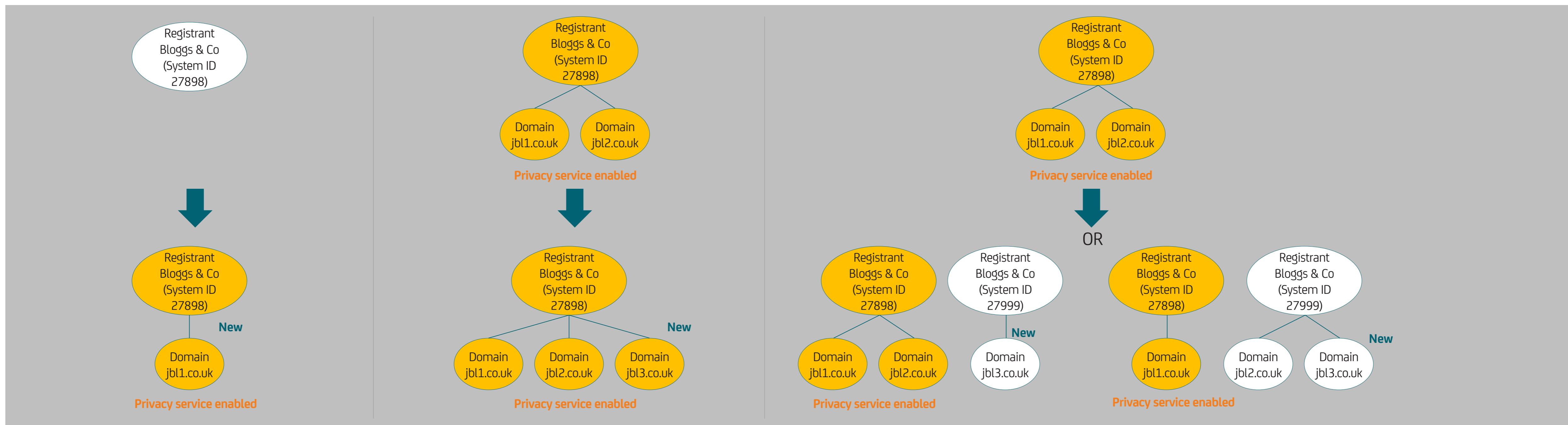


C2. Submitting a new registration with privacy service - using WDM

Registering a new domain with privacy service to an existing contact

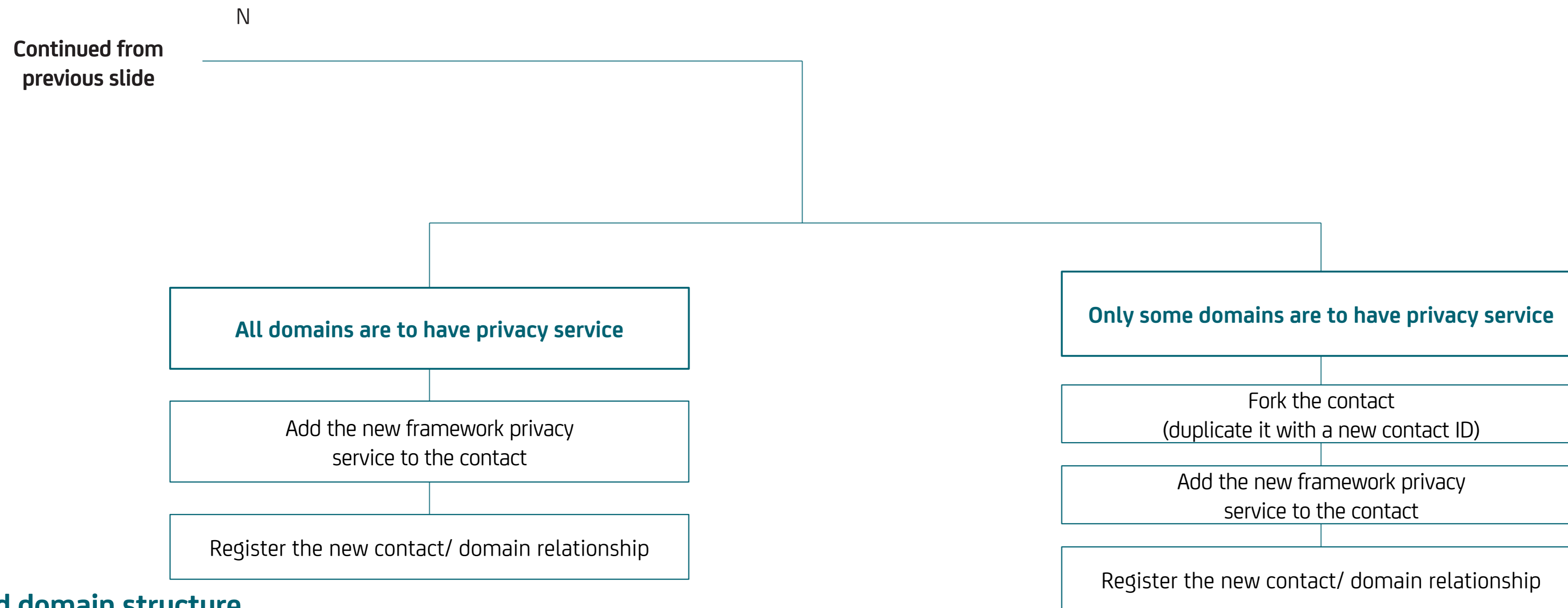


Contact and domain structure

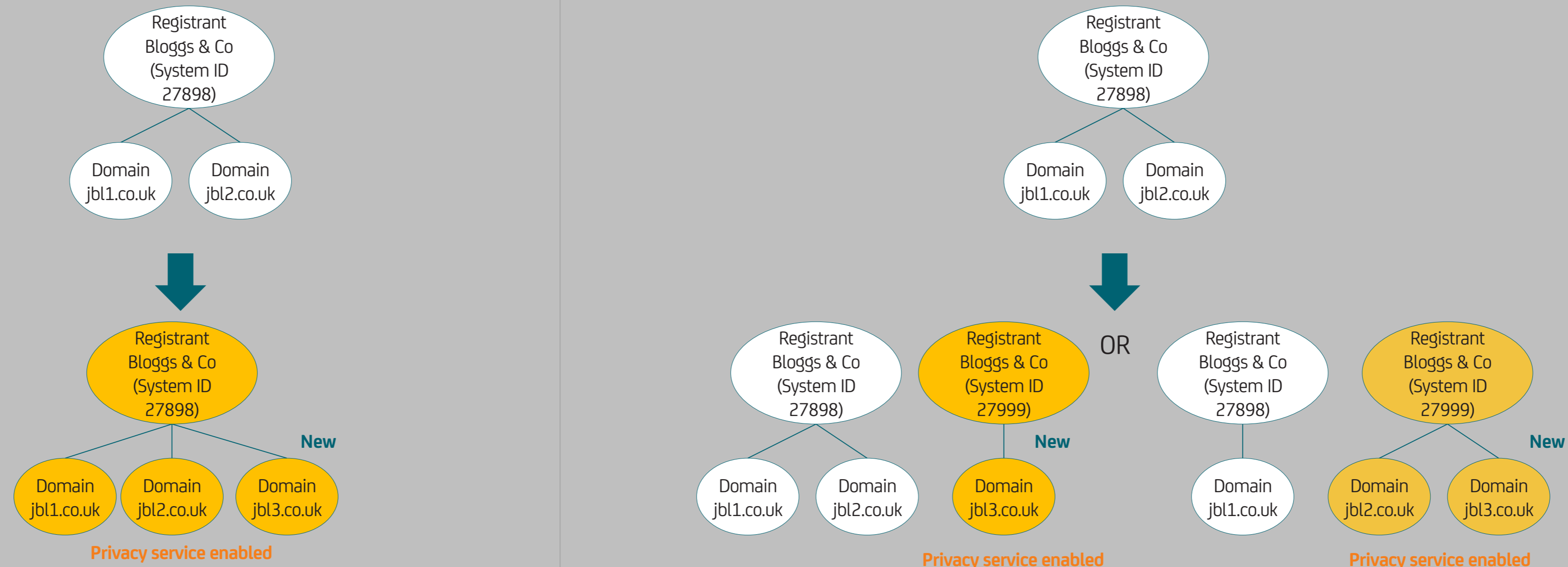


C3. Submitting a new registration with privacy service - using WDM

Registering a new domain with privacy service to an existing contact (cont.)



Contact and domain structure



D. Submitting a new registration with privacy service EPP and WDM examples

Example EPP

Create Contact

```
<?xml version="1.0" encoding="UTF-8" standalone="no"?>
<epp xmlns="urn:ietf:params:xml:ns:epp-1.0">
  <command>
    <create>
      <contact:create
        xmlns:contact="urn:ietf:params:xml:ns:contact-1.0">
        <contact:id>EXAMPLE-CONTACT-ID</contact:id>
        <contact:postalInfo type="int">
          <contact:name>John Doe</contact:name>
          <contact:org>Example Inc.</contact:org>
          <contact:addr>
            <contact:street>123 Example Dr.</contact:street>
            <contact:street>Suite 100</contact:street>
            <contact:city>Dulles</contact:city>
            <contact:sp>VA</contact:sp>
            <contact:pc>20166-6503</contact:pc>
            <contact:cc>US</contact:cc>
          </contact:addr>
        </contact:postalInfo>
        <contact:voice>+1.7035555555</contact:voice>
        <contact:fax>+1.7035555556</contact:fax>
        <contact:email>jdoe@example.com</contact:email>
        <contact:authInfo>
          <contact:pw>2fooBAR</contact:pw>
        </contact:authInfo>
        <contact:disclose flag="0">
          <contact:org type="int"/>
          <contact:addr type="int"/>
        </contact:disclose>
      </contact:create>
    </create>
    <clTRID>CONTACT-SA06</clTRID>
  </command>
</epp>
```

Modify contact to add privacy service

```
<?xml version="1.0" encoding="UTF-8" standalone="no"?>
<epp xmlns="urn:ietf:params:xml:ns:epp-1.0"
  xmlns:xsi="http://www.w3.org/2001/XMLSchema-instance"
  xsi:schemaLocation="urn:ietf:params:xml:ns:epp-1.0 epp-1.0.xsd">
  <command>
    <update>
      <contact:update
        xmlns:contact="urn:ietf:params:xml:ns:contact-1.0"
        xsi:schemaLocation="urn:ietf:params:xml:ns:contact-1.0 contact-1.0.xsd">
        <contact:id>EXAMPLE-CONTACT-ID</contact:id>
        <contact:chg>
          <contact:disclose flag="0">
            <contact:org type="int"/>
            <contact:addr type="int"/>
          </contact:disclose>
        </contact:chg>
      </contact:update>
    </update>
    <clTRID>ABC-12345</clTRID>
  </command>
</epp>
```

Remove privacy service in modify contact

```
<?xml version="1.0" encoding="UTF-8" standalone="no"?>
<epp xmlns="urn:ietf:params:xml:ns:epp-1.0"
  xmlns:xsi="http://www.w3.org/2001/XMLSchema-instance"
  xsi:schemaLocation="urn:ietf:params:xml:ns:epp-1.0 epp-1.0.xsd">
  <command>
    <update>
      <contact:update
        xmlns:contact="urn:ietf:params:xml:ns:contact-1.0"
        xsi:schemaLocation="urn:ietf:params:xml:ns:contact-1.0 contact-1.0.xsd">
        <contact:id>EXAMPLE-CONTACT-ID</contact:id>
        <contact:chg>
          <contact:disclose flag="1">
            <contact:org type="int"/>
            <contact:addr type="int"/>
          </contact:disclose>
        </contact:chg>
      </contact:update>
    </update>
    <clTRID>ABC-12345</clTRID>
  </command>
</epp>
```

Notes

- The EPP disclose field is defined in RFC5733 as the preference to disclose. Therefore to set the privacy service, registrars need to set this field to '0'. To turn off the privacy service, set it to '1'.
- Documentation can be found in RFC5733 section 2.9.
- If it is a second level .uk domain requiring a UK address for service, the registrar should submit this address with the registration, as is the case now.
- Privacy can be applied to any contact type.
- Privacy can be set for just the contact name, for the contact address or for both.

See OT&E test bed notes for full [EPP details](#)

Example WDM

Privacy flag will be found in the Modify Contact screen in WDM

Modifying the following contact: **Nicholas Robertson (12345678)**

Contact name	Nicholas Robertson
Email address	itadmin@HR.co.uk
Phone <small>Optional. Format: +44.1234567 (Country code, followed by phone number, with no spaces)</small>	+44(0)1234 111222
Registrant/organisation type	UK Individual
Trading name	
Organisation number <small>Optional, depending on organisation type</small>	
Opt out	<input checked="" type="radio"/> Yes ¹ <input type="radio"/> No ²
Street address 1	123 The Avenue
Street address 2	

E. Privacy service display

WHOIS standard display – no opt out or privacy service set

```
Result of WHOIS query:
Domain name:
Madeupdomain.co.uk

Registrant:
Archibald Bogdanarov

Registrant Type:
UK Individual

Registrant's address:
126B Blandford Mews
Bletchington
Oxfordshire
OX5 9PQ
United Kingdom

Data validation:
Nominet was able to match the registrant's name and address against a 3rd party data source on 10-June-2011

Registrar: Efficient Registrar Limited [Tag = EFF]
URL: http://www.efficientregistrar.uk

Relevant dates:
Registered on: before Aug 1996
Expiry date: 06- Dec 2015
Last updated: 25- Nov-2013

Registration status:
Registered until expiry date.

Nameservers:
nom-ns1.nominet.org.uk 213.248.199.16
nom-ns2.nominet.org.uk 195.66.240.250. 2a01:40:1001:37::2
nom-ns3.nominet.org.uk 213.248.242.70
```

WHOIS opt out only display – no privacy service set

```
Result of WHOIS query:
Domain name:
Notarealsite.co.uk

Registrant:
Leroy Johannesburg

Registrant Type:
UK Individual

Registrant's address:
The Registrant is a non-trading individual who has opted to have their address omitted from the WHOIS service.

Data validation:
Nominet was able to match the registrant's name and address against a 3rd party data source on 21-July-2012

Registrar: Efficient Registrar Limited [Tag = EFF]
URL: http://www.efficientregistrar.uk

Relevant dates:
Registered on: before Aug 1996
Expiry date: 06- Dec 2015
Last updated: 25- Nov-2013

Registration status:
Registered until expiry date.

Nameservers:
nom-ns1.nominet.org.uk 213.248.199.16
nom-ns2.nominet.org.uk 195.66.240.250. 2a01:40:1001:37::2
nom-ns3.nominet.org.uk 213.248.242.70
```

WHOIS privacy service display – display is the same with or without opt out set

```
Result of WHOIS query:
Domain name:
fictitiousname.co.uk

Registrant:
Name is withheld. This registrant is using a privacy service

Registrant's address:
Address is withheld. This registrant is using a privacy service

Privacy service:
XPS Privacy Services Limited

Privacy service's address:
81 Rivington Street, London, EC2A 3AY

Data validation:
Registrant contact details validated by Nominet on 10-Dec-2012

Registrar:
Efficient Registrar Limited [Tag = EFF]
URL: http://www.efficientregistrar.uk

Relevant dates:
Registered on: before Aug 1996
Expiry date: 06- Dec 2015
Last updated: 25- Nov-2013

Registration status:
Registered until expiry date.

Nameservers:
nom-ns1.nominet.org.uk 213.248.199.16
nom-ns2.nominet.org.uk 195.66.240.250. 2a01:40:1001:37::2
nom-ns3.nominet.org.uk 213.248.242.70
```

Registry systems information

EPP – flag shows on query via info command

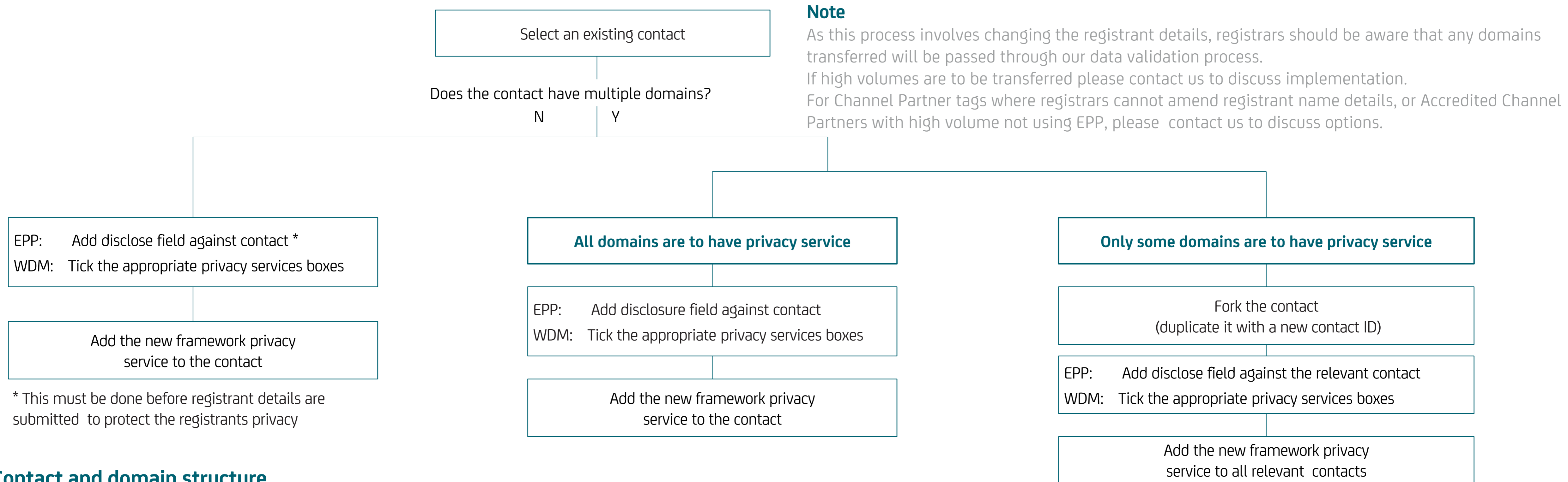
WDM – shows privacy service flag on screen

Online Services – shows privacy service flag, privacy service name and address, registrant name and address

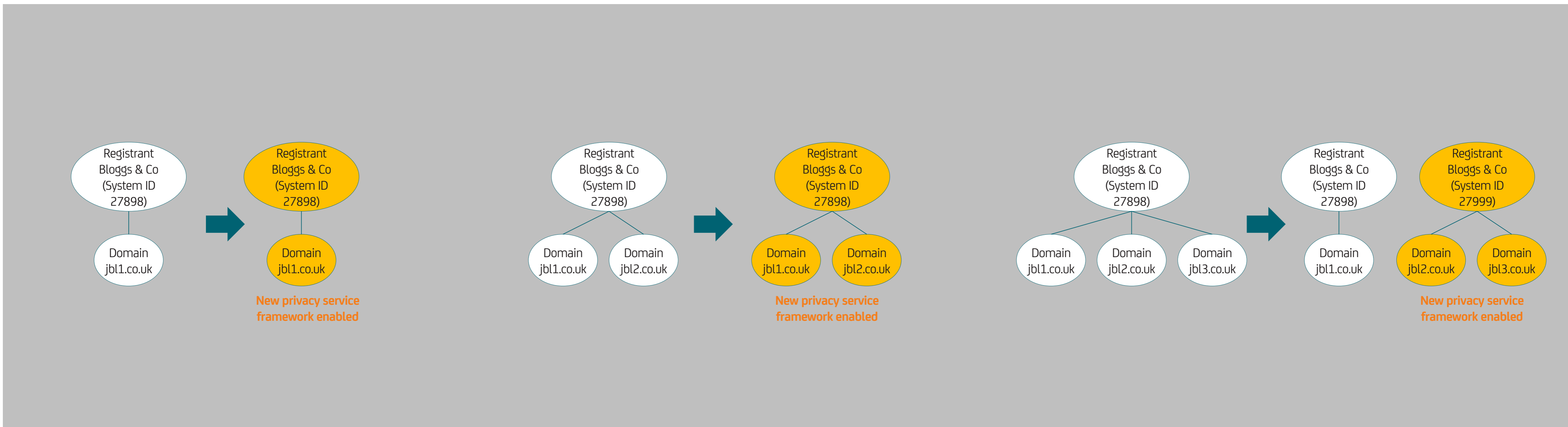
Note

Registrants will not have the option to remove the privacy flag in Online Services

F. Moving one or more registrants with a non-framework privacy service, or no privacy service, into the privacy service framework

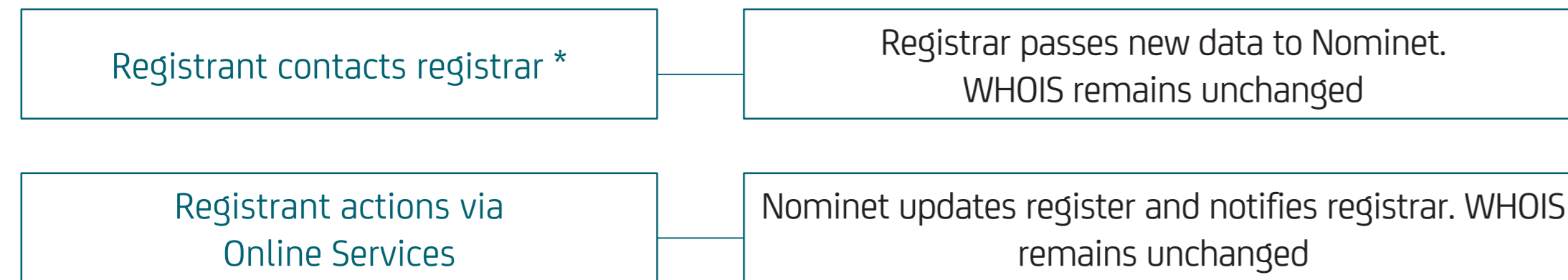


Contact and domain structure



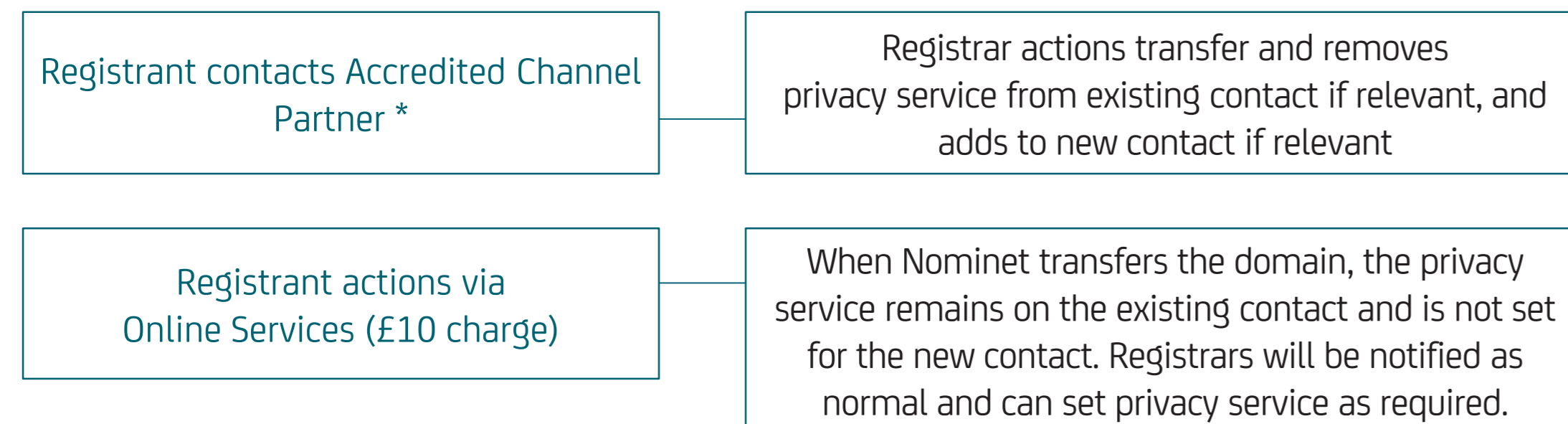
G. Impact on domain management processes

Amend contact details



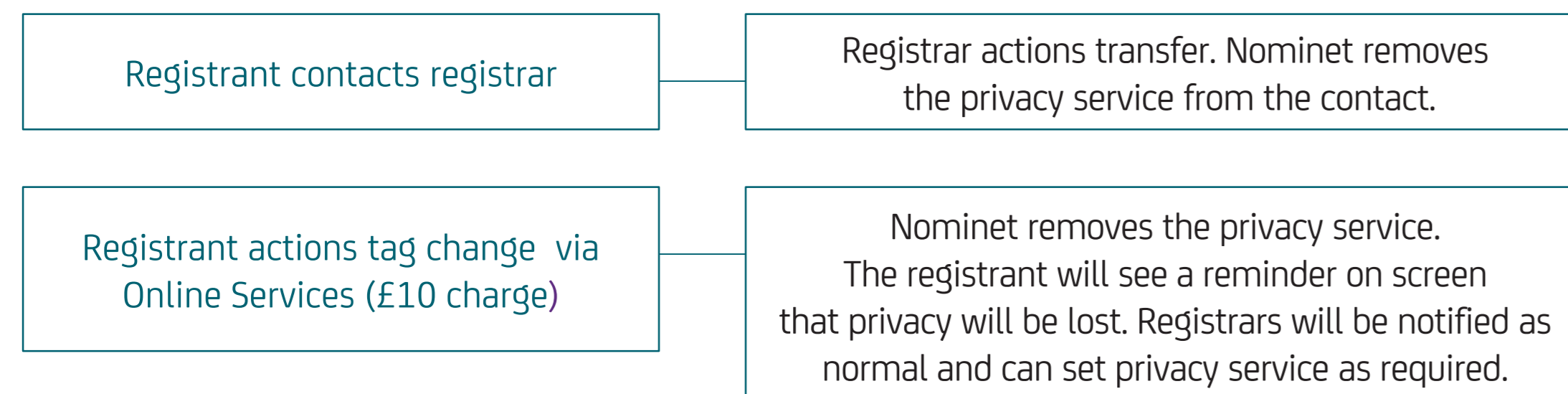
* Option available to Channel Partner tag users for address only, not name

Domain transfer to new registrant



* Option not available to Channel Partner tag users

Domain transfer to new tag *



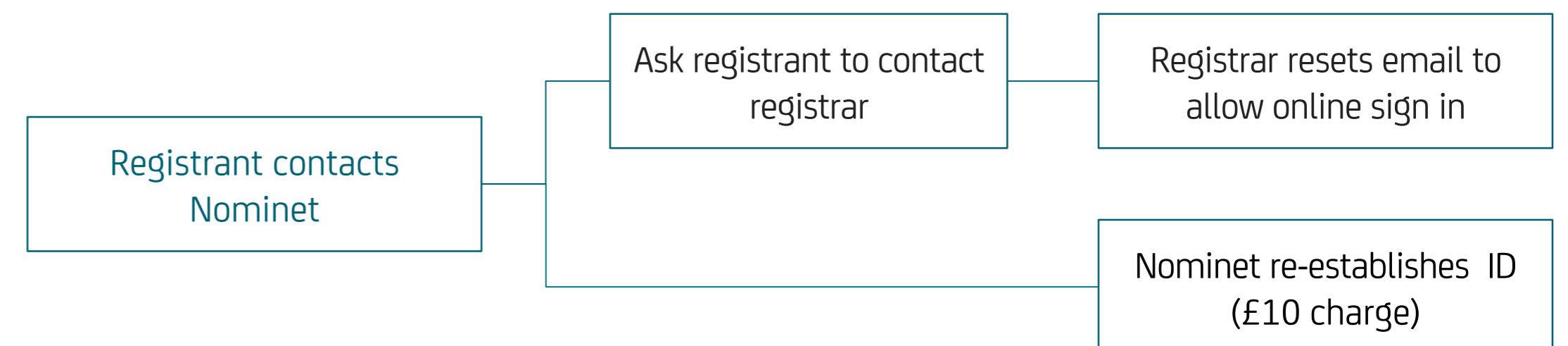
* Note

- It is the responsibility of the registrant to ensure that the gaining registrar meets all their requirements, e.g. providing a privacy service – and that such services are activated as required.
- During transfer, registrant details will show on the WHOIS until the gaining registrar sets the privacy service.
- Any charges made by the registrar for privacy services should cease upon transfer.

Registrant log in to Online Services

In the cases described to the left, it is assumed that the registrar has set up the domain with the registrant's email (or informed them of the email used) allowing them to log into Online Services.

If that is not the case we would apply the following:



Note

For registrars with Self Managed tag status, the process is identical to Accredited Channel Partners for 'connected names'

Data validation

Contacts with privacy set will pass through standard [data validation](#) and handled according to standard processes.

Welcome and renewal emails

If privacy is set, standard Nominet welcome and renewal emails will still be sent:

Welcome email	sent to the email set up for the registrant contact ID, for the first domain using this email only
Renewal emails	sent to the email set up for the registrant contact ID, for every renewal instance

Note: Accredited Channel partners are free to opt out of standard [renewal reminders](#), expect the final 90 day reminder

Domain locks

Privacy settings can be changed regardless of any locks being placed on the domain